GET INSPIRED

SVK Experts in fibre cement

SVK FIBRE CEMENT FAÇADE PANELS PRODUCT RANGE

FARO ARCHITECTS | NETHERLANDS

SVK ARCHITECTURELABS

DESIGN FOR A COLOURFUL LIFE

SVK
ARCHITECTURELABS

COLORMAT CLASSIC – H401 JASMINE H402 SLATE – H403 STORM – H411 RASPBERRY – FARO ARCHITECTEN

CONTENTS

01 Fibre cement Façade panels 04 - 05

02 About SVK 06 - 07

03 Ornimat 08 - 11

04 Decoboard Classic 12 - 15

05 Puro Plus 16 - 19

06 Colormat 20-25

07 Installation of the panels 26-27

08 International presence 30

09 Product overview 31

ORNIMAT – EST 11 CARBON – ARCHITECT K2 ARCHITECTUUR

An endless story of ***possibilities.***”

FIBRE CEMENT FAÇADE PANELS

FIBRE CEMENT A MATERIAL WITH ITS OWN LANGUAGE

Fibre cement is a unique and durable material with endless possibilities. It is a material that is made from a combination of reinforcing fibres, additives, cement and water. **Fibre cement is a durable and strong material,** which gives it a long life.

INCREDIBLE VARIETY OF SHAPES

Fibre cement façade panels offer countless possibilities when it comes to shape. Made-to-measure shapes and sizes are available for each individual project. Creativity and technical feasibility often conflict. However, with the SVK façade panels there are no longer any limits to creativity!

COLOUR MEANS LIFE

With grey, black and white you can never go wrong. However, by combining colours you can reach new insights and achieve unique combinations. **Put colours next to each other and dare to combine them.**

COMBINE MATERIALS

Dare to combine materials! Façade panels, slates, facing bricks or wood can perfectly be combined within one project.

COLOURS LINKED TO NATURAL ELEMENTS

Choosing colours is often harder than expected. Look around and discover the **colours used in the buildings around you.** These will often give you a good idea of which colours would look nice in the surroundings.

NEW OR OLD IT DOES NOT MATTER

Whether the project is for a new construction or a renovation, this does not make **any difference at all.**

In the case of a renovation, the façade panels offer the advantage, thanks to the reduced thickness of the panels, that thicker insulation layers can be applied. In addition, façade panels are often easier to match with existing elements of a building.

In the case of a new construction, the possibilities are endless because you can let your creativity run free without needing to take into account existing elements.

LOYAL TO OUR ROOTS, FOCUS ON THE FUTURE.

A family business with a rich tradition and a **focus on the future.** ”

PAST

MORE THAN 110 YEARS OF BUILDING KNOW-HOW

A **family business** with a rich tradition and a focus on the future. We currently have over 110 years of experience as a producer and distributor of construction materials. Thanks to this experience we know better than anyone how to adapt to constant evolution.

Today our specialty is the production of **fibre cement**, a material made from a combination of reinforcing fibres, additives, cement and water. Fibre cement is used for both roofing and façade applications. From agricultural applications involving **sheets of corrugated material** to unique design projects using **slates and façade panels.**

FUTURE

Through continuous product development we try to produce **new and unique façade panels all the time.** This way, **each façade has its own touch.**

Furthermore, ecology is an increasingly important element in the construction sector. In part thanks to our Solar Panel film we try to meet these important requirements.

SVK ORNIMAT

TOP QUALITY RIGHT TO THE EDGE

Thanks to the water-based, UV-resistant, two-component polyurethane paint, Ornimat is a sturdy, colour-fast panel. After processing, the panel is coated right to the edge. This will give your façade an extra beautiful touch. The panel hardens in a natural way. This gradual drying process helps to create a particularly strong and stable panel.

FROM STANDARD COLOURS TO NEARLY THE ENTIRE RAL–NCS COLOUR RANGE

As a standard, we always offer an **extensive colour range**. From the neutral Essentials colours to the eye-catching Elements range. In addition, from 50 m² onwards, you can order nearly any RAL and NCS colour.
The two-component UV-resistant coating provides a smooth and elegant look.

PAY ONLY FOR WHAT YOU GET

The Ornimat façade panel is **made to measure, right to the smallest detail.** There is no standard size that is used as a basis, so there is never any unused leftover material. This means that you will only pay for the material that is attached to the wall.

LOW MAINTENANCE

Ornimat façade panels require only limited maintenance thanks to the **high-quality coating.** Water or water with a mild, non-abrasive detergent suffices. Carefully adhere to our maintenance instructions for a good result.

TEXTURED

The Ornimat fibre cement façade panel has an extremely smooth surface with a matte appearance. The visible side is coated with a two-component UV-resistant polyurethane paint. The rear side is coated with only a protective water-based coating.

STANDARD COLOURS

ELEMENTS RANGE

ELM01	ELM02	ELM03	ELM04	ELM05	ELM06
FIRE	**SUNRISE**	**SAND**	**FOREST**	**WATER**	**WOOD**

ESSENTIALS RANGE

EST01	EST02	EST03	EST04	EST05	EST06
WHITE	**SEASHELL**	**CREAM**	**IVORY**	**QUARTZ**	**STEEL**

EST07	EST08	EST09	EST10	EST11	EST12
GREY	**STONE**	**JET**	**SHADOW**	**CARBON**	**BLACK**

For the latest colours and textures we refer you to our website svkarchitecturelabs.com.

SVK ARCHITECTURELABS

DECOBOARD CLASSIC

High-quality air-curded fibre cement façade panel.

SVK DECOBOARD CLASSIC

DECOBOARD CLASSIC HIGH-QUALITY COATING

Decoboard Classic has a high-quality UV-resistant acrylic paint finish.

FROM STANDARD COLOURS TO NEARLY THE ENTIRE RAL-NCS COLOUR RANGE

As a standard, our range includes four neutral colours. These colours are white, light grey, grey and black. In addition, from 50 m² onwards you can order nearly any RAL and NCS colour.

CALIBRATED AND PACKED

Just like Puro Plus, the panels are always calibrated, which ensures a perfectly smooth surface. After that, each panel is covered with a protective film. When an invisible fastening system is used, the film is removed immediately after installation. This ensures that no glue residues remain on the visible side of the panel. When attached with screws or rivets, the film is removed before installation.

DECOBOARD CLASSIC – DCL02 MID GREY

TEXTURED

DECOBOARD CLASSIC

The Decoboard Classic façade panel has a matte appearance and an extremely smooth finish on the visible side. The edges are not coated in the same colour. The visible side is finished with acrylic paint, the rear side with a water-based coating.

STANDARD COLOURS

DECOBOARD CLASSIC

DCL01	DCL02	DCL03	DCL04
WHITE	**MID GREY**	**GREY**	**BLACK**

For the latest colours and textures we refer you to our website svkarchitecturelabs.com.

PURO PLUS

Slightly sanded fibre cement façade panel.

SVK PURO PLUS

NATURAL FIBRE CEMENT LOOK

The Puro Plus façade panel is a slightly sanded fibre cement façade panel. The Puro Plus panel does not have a coating, which means that the pure fibre cement material is visible. This gives it a natural look and feel.

LIVELY & ROBUST

Due to this natural effect, changing weather conditions create a typical **natural play** of shades of grey in the panel. Thanks to the special sanding, the panel acquires a cloudy structure, for an even livelier look.

CALIBRATED AND PACKED

Just like Decoboard, the panels are always calibrated, which ensures a perfectly smooth surface. After that, each panel is covered with a protective film. When an invisible fastening system is used, the film is removed immediately after installation.
This ensures that no glue residues remain on the visible side of the panel. When attached with screws or rivets, the film is removed before installation.



TEXTURED

With the Puro Plus façade panel, you cover your facade with a panel extremely soft and smooth. The visible side is slightly sanded.

STANDARD COLOURS

PURO PLUS
NATURAL
GREY

For the latest colours and textures we refer you to our website svkarchitecturelabs.com.

COLORMAT COLOURED DURING MANUFACTURE

The Colormat façade panels are coloured in the mass during manufacturing. After autoclaving, the coloured panels are sanded in order to achieve a **unique and playful effect**.

HYDROPHOBED PROTECTIVE LAYER

After pressing, the panels are autoclaved in order to obtain **durable panels.**
After autoclaving, the panels are hydrophobed. This provides them with a water-repellent, transparent, matte protective layer.
The hydrophobing protects the panels against water and dirt, while at the same time making them low maintenance. Thanks to the protective layer, the ageing process occurs naturally.

COLORMAT CLASSIC

The Colormat Classic façade panel has a **slightly sanded** surface. This results in a smooth surface in which a subtle line structure is visible.

COLORMAT SCRIPTO

The Colormat Scripto façade panel has a **deeply sanded** surface. This results in a clear line structure on the visible side. Depending on the direction of installation, you can create a vertical or horizontal line pattern. These patterns can also be combined to achieve a façade with more depth and character.

COLORMAT BANDO

To create a façade with even more depth, there is the Colormat Bando range. Available in both the Classic and the Scripto version. This panel is characterised by its repetitive pattern of 2 mm milled grooves. This creates the effect of wooden or synthetic slats. The milled lines are 8 mm wide.

COLORMAT SCRIPTO – S412 CHAMPAGNE – ARCHITECT:GROENESTEIJN ARCHITECT

COLORMAT SCRIPTO – S403 STORM – ARCHITECT: DANIEL LINZE

TEXTURED

COLORMAT CLASSIC

The Colormat Classic façade panels have a smooth sanded surface with a matte appearance.

COLORMAT SCRIPTO

The Colormat Scripto façade panels have a rough surface with a matte appearance.

STANDARD COLOURS

COLORMAT CLASSIC (H) & COLORMAT SCRIPTO (S)

H401 *S401* JASMINE	H402 *S402* SLATE	H403 *S403* STORM	H404 *S404* CHARCOAL	H405 *S405* NATURAL	H406 *S406* CAMEL
H407 *S407* DAYBREAK	H408 *S408* CHESTNUT	H409 *S409* SUNSET	H410 *S410* EARTH	H411 *S411* RASPBERRY	H412 *S412* CHAMPAGNE

For the latest colours and textures we refer you to our website svkarchitecturelabs.com.

TEXTURED

COLORMAT BANDO CLASSIC

The Colormat Bando façade panels have a smooth sanded surface with a matte appearance. Every 145.5 mm, the pattern is interspersed with 8 mm wide and 2 mm deep milled lines.

COLORMAT BANDO SCRIPTO

The Colormat Bando Scripto façade panels have a rough surface with a matte appearance. Every 145.5 mm, the pattern is interspersed with 8 mm wide and 2 mm deep milled lines.

STANDARD COLOURS

COLORMAT BANDO CLASSIC (BC) & COLORMAT BANDO SCRIPTO (BS)

BC401 *BS401* **JASMINE**	BC402 *BS402* **SLATE**	BC403 *BS403* **STORM**	BC404 *BS404* **CHARCOAL**	BC405 *BS405* **NATURAL**	BC406 *BS406* **CAMEL**
BC407 *BS407* **DAYBREAK**	BC408 *BS408* **CHESTNUT**	BC409 *BS409* **SUNSET**	BC410 *BS410* **EARTH**	BC411 *BS411* **RASPBERRY**	BC412 *BS412* **CHAMPAGNE**

For the latest colours and textures we refer you to our website svkarchitecturelabs.com.

SVK INSTALLATION OF THE PANELS

INSTALLATION ACCORDING TO YOUR WISHES

Through the years, SVK has developed a variety of systems for attaching façade panels. Each of these techniques guarantees a durable, high-quality result. Furthermore, visible as well as hidden attachments are possible for all types of panels.

VENTILATED FAÇADE

When installing fibre cement façade panels, it is important to choose a ventilated façade system. The façade panel protects the insulation and the façade structure underneath. This way, the building is given the necessary breathing space. Ventilated façades with SVK fibre cement façade panels offer a triple advantage, thanks to their minimal weight, maximum protection and optimal living comfort.

Different systems,
different looks.”

SCREWS

All SVK façade panels can be attached with screws to the (wooden or aluminium) supporting structure. For this we use façade panel screws with a coated round head. These are screwed perpendicularly in the middle of the pre-drilled screw holes.

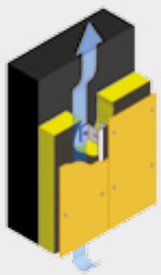

RIVETS

All SVK façade panels can be attached to aluminium support structures using rivets. Rivets are available in the same colour as the façade panel.

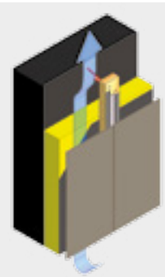

GLUE

SVK façade panels are glued to last with a glueing system that remains elastic and has been specially designed for our façade panels. This glueing system consists mainly of a double-sided, self-adhesive strip and a strip of glue. Be sure to take a look at the glue manufacturer's instructions when installing façade panels.

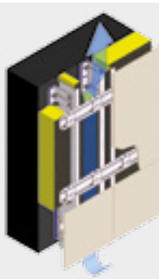

INVISIBLE MECHANICAL FASTENING

The strength of our 8 mm panels means that they can also be installed using an invisible mechanical fastening system. This applies to the product groups Puro Plus, Ornimat and Decoboard. In this case the backs of the panels are fitted with fastening points in which panel hooks are placed with a tension-free anchor. These are then used to fasten the panels onto a suitable supporting structure. Invisible mechanical fastening of Colormat Classic and Colormat Scripto is also possible provided that they have a 10mm thickness.

SVK
ARCHITECTURELABS

ORNIMAT – RAL 814 – RAL 8007 – RAL 1019

Turn your façade into an advert for your company.

Just like people, buildings only get one chance to make a good first impression. And this starts on the outside, with the façade. So why not make sure that your building project **showcases your knowledge, creativity and personal taste !**

”

SVK
ARCHITECTURELABS

SVK INTERNATIONAL PRESENCE

- Benelux
- France
- Germany
- Ireland
- United Kingdom
- United States
- Turkey
- Poland
- Switzerland
- Spain
- Mexico
- Australia
- India
- Romania

BRAND NAME	ORNIMAT	PURO PLUS		DECOBOARD		COLORMAT					
FINISH				CLASSIC		CLASSIC		SCRIPTO		BANDO CLASSIC	BANDO SCRIPTO
	• Coated in one colour • Sawn to size in advance • Edges coated in the same colour • High-quality UV-resistant coating	• Natural grey panel • Untreated lightly sanded surface • Natural effect on panel		• Coated in one colour • Always in stock • Edge not coated in the same colour • High UV resistance • Can be sawn to size in advance or on site		• Coloured during manufacture • Waterproofed: water-repellent, transparent protective layer • Fine line pattern		• Coloured during manufacture • Waterproofed: water-repellent, transparent protective layer • Unique texture due to the sanding directions		• Coloured during manufacture • Waterproofed: water-repellent, transparent protective layer • Fine line pattern • Pattern interspersed with milled lines 2 mm deep and 8 mm wide • 145.5 mm strips	• Coloured during manufacture • Waterproofed: water-repellent, transparent protective layer • Unique texture due to the sanding directions • Pattern interspersed with milled lines 2 mm deep and 8 mm wide • 145.5 mm strips
DIMENSIONS	SQUARED Length (to size) Width (to size) max. dimensions 3,070 x 1,220 mm	SQUARED Standard: 3,070 x 1,220 mm 2,520 x 1,220 mm	NON-SQUARED Standard: 3,085 x 1,235 mm 2,535 x 1,235 mm	SQUARED Standard: 3,070 x 1,220 mm 2,520 x 1,220 mm	NON-SQUARED Standard: 3,085 x 1,235 mm 2,535 x 1,235 mm	SQUARED Length: 2,500 or 3,050 mm Width: 1,220 mm		SQUARED Length: 2,500 or 3,050 mm Width: 1,220 mm		SQUARED Length: 2,500 or 3,050 mm Width: 1,220 mm	SQUARED Length: 2,500 or 3,050 mm Width: 1,220 mm
Fire performance in accordance with EN 13501-1 Reaction to fire classification	A2-s1, d0	A2-s1, d0		A2-s1, d0		A2-s1, d0		A2-s1, d0		A2-s1, d0	A2-s1, d0
THICKNESS (IN MM)	8 mm	8 mm		8 mm		8 mm	10 mm	8 mm	10 mm	10 mm	10 mm
WEIGHT	± 14.60 kg/m²	± 14.60 kg/m²		± 14.60 kg/m²		± 14.40 kg/m²	18,0kg/m²	± 14.40 kg/m²	18,0kg/m²	18.0 kg/m²	18.0 kg/m²
SCREWS*	●	●		●		●	●	●	●	●	●
GLUE*	●	●		●		●	●	●	●	●	●
RIVETS*	●	●		●		●	●	●	●	●	●
INVISIBLE MECHANICAL FASTENING*	●	●		●		●	●	●	●	●	●

* Warning! Always consult local regulations.

INSPIRE AND BE INSPIRED

Discover our new SVK Architectural Labs website and find the right inspiration for your project. Send us your plans and we will be glad to look at the variety of endless possibilities using SVK Facades.

SVKARCHITECTURELABS.COM I SVK.BE

SVK NV

Aerschotstraat 114
B-9100 Sint-Niklaas
T +32 3 760 49 00
F +32 3 777 47 84
info@svk.be

SVKARCHITECTURELABS.COM I SVK.BE

© 2017, SVK nv. The colours printed in this brochure are represented as accurately as possible. SVK may modify the information in this brochure at any time without prior notification. Photography by: Dominique Van Huffel and Jeroen Gijselinckx - SVK02.18/ENG_GVP_01.1